



HO Structure Kit STOCK YARD

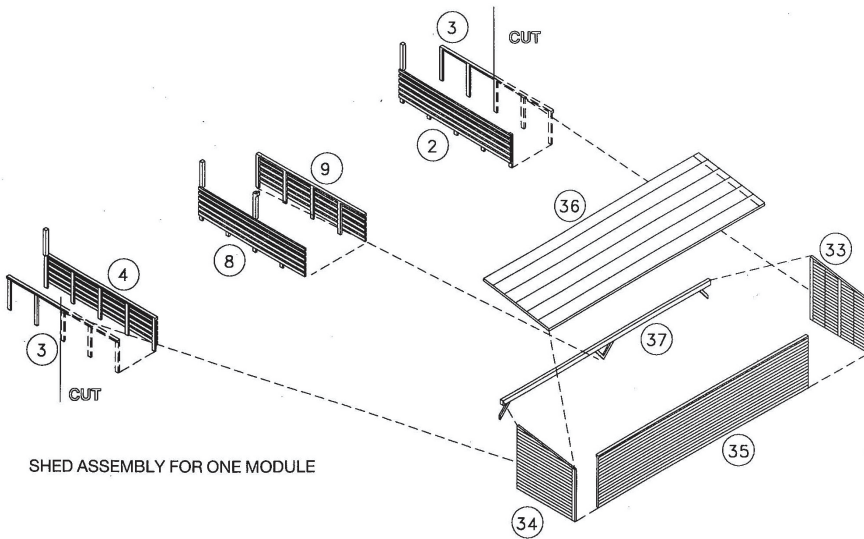
933-3047

Thanks for purchasing this Cornerstone Series® kit. Please take a few minutes to read the directions and study the drawings before starting. All parts are made of styrene plastic, so use paints and glues which are compatible.

Basically, a stock yard was a series of holding pens, providing a place to keep livestock. Each pen was connected by a series of swinging gates, which could be opened or closed to move the animals to the desired pen. Most of the fencing was topped by a small catwalk, which made it easier and safer for workers to cross between pens. Stock yards were constructed by railroads as well as private companies. Construction was fairly simple, consisting of wood fence posts and heavy planks. The planks were placed to the inside to protect the animals from being injured on any protrusions, and some were double planked for added strength. In later years, creosoted wood and concrete posts were used to better stand the effects of weather and manure.

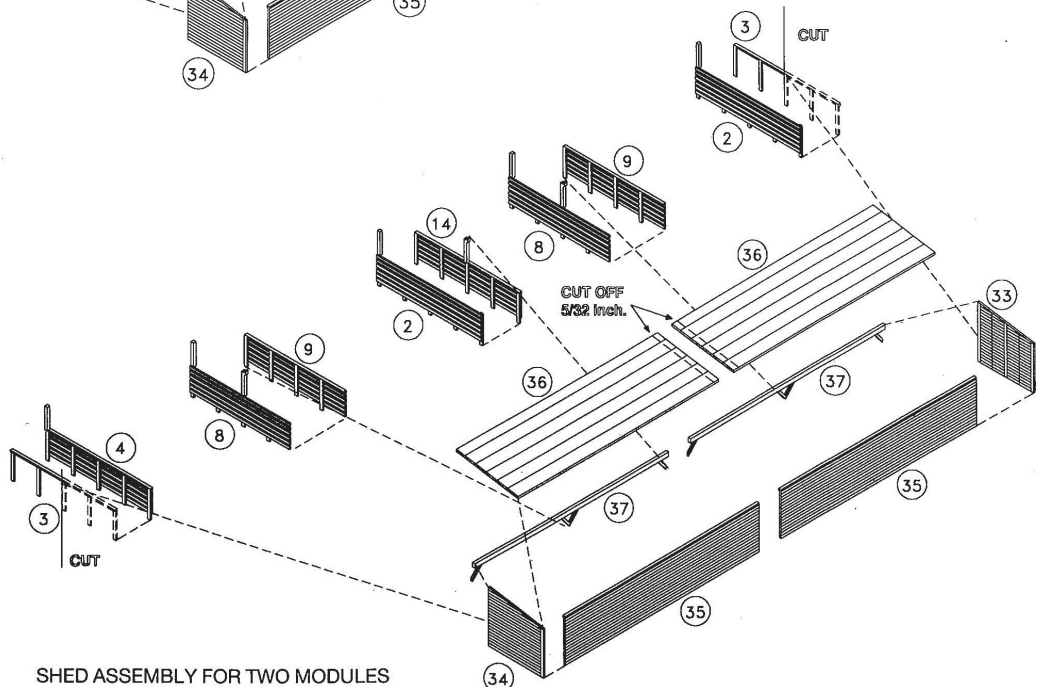
This versatile kit can be used to model almost any sort of stock yard for your layout. The pens can be used by themselves to model a small town loading facility. These were usually built alongside the team track, where other local freight shipments were handled. Before 1950, virtually every major rail yard had a stock yard for resting animals in transit. Several kits can be combined to model this type of large facility.

For more information on livestock traffic and stock yards, check your local library for "Trackside Stock Pens for Your Layout" by Paul Chicoine in the April, 1983 issue of Model Railroader, or "From Stockpens to Stock Yards" by Charles Bohi in the June, 1987 issue of Railroad Model Craftsman.



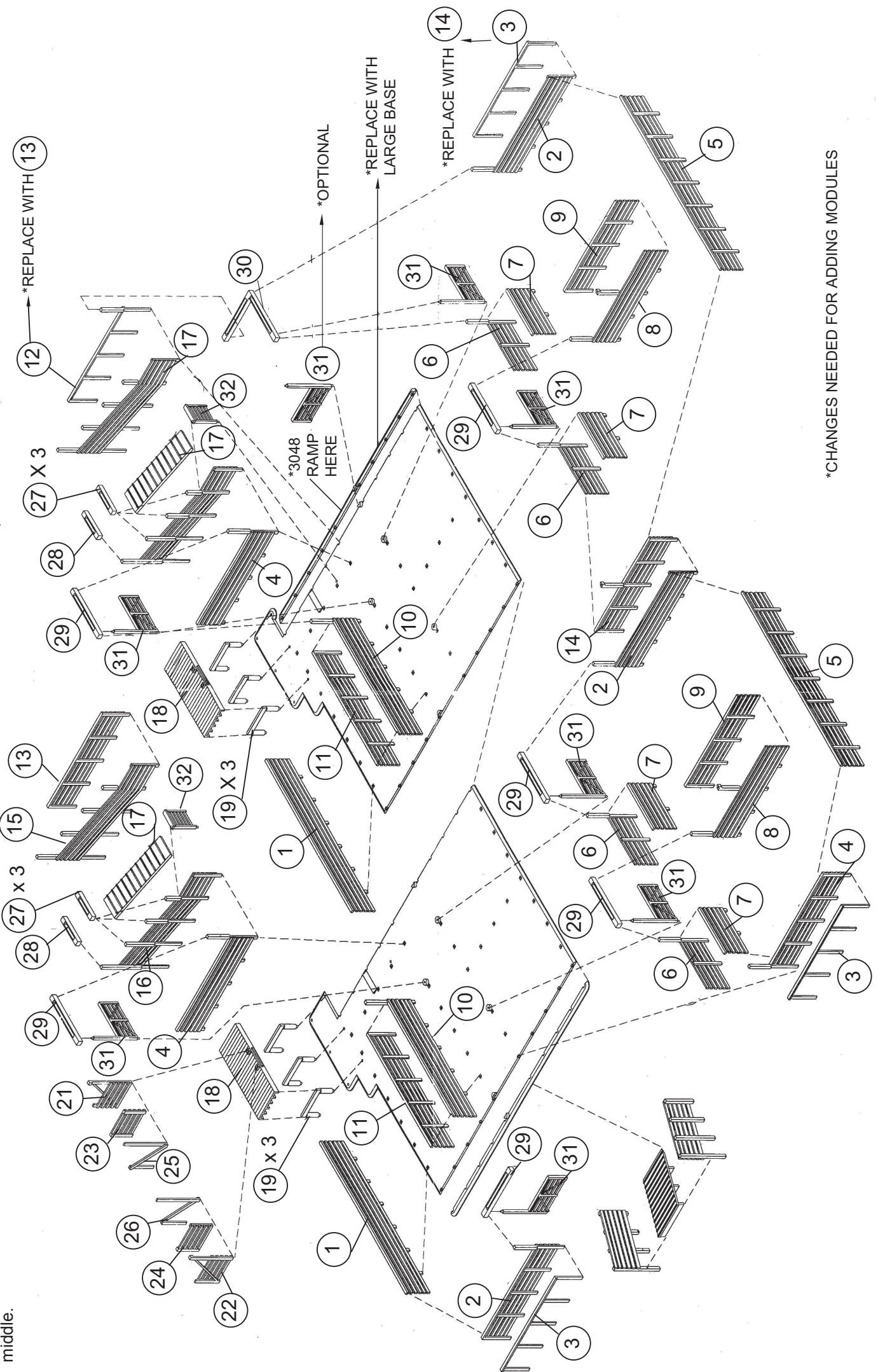
SHED ASSEMBLY FOR ONE MODULE

The use of the lean-to sheds is optional. If you wish to add sheds, refer to the illustrations on this page. The sheds may be extended for as many modules as you wish. Note that the shed back wall #35 replaces fence piece #5. Also, if the sheds are not used, the tall posts in the middle fence pieces #8 and #14 are to be clipped off.



SHED ASSEMBLY FOR TWO MODULES

This kit is modular in design, so that you can extend the stockyards length wise by combining two or more kits. Each kit contains enough parts for two "modules", which can be built separately or combined as shown in the illustrations. To add more modules, make changes as noted by asterisks (*) on the illustrations. Remember that fences between pens have boards on both sides, while outside fences have boards only on the inner side. Note: the "alleyway" down the center would usually have a crosswise gate only at each end, not in the middle.



*CHANGES NEEDED FOR ADDING MODULES